Woningbouwvereniging Bergopwaarts

2025

HUURDERSOORDEEL — A

Nieuwe huurders	8.4	A
Reparatieverzoek	8.8	A
Vertrokken huurders	8.5	A

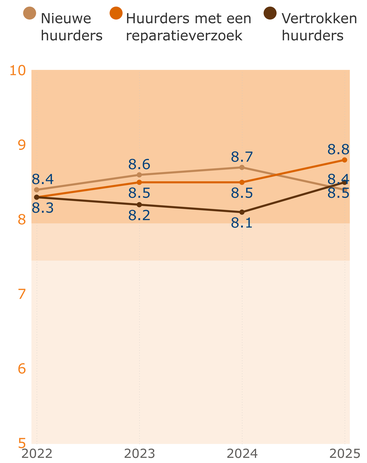

FINANCIËN — A

Beïnvloedbare bedrijfslasten per vhe **€ 1,018**

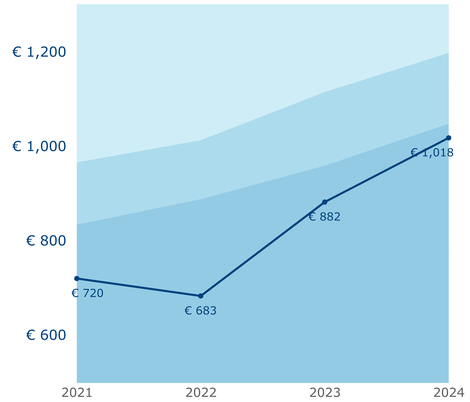

ONDERHOUD & VERBETERING — B

Uitgaven onderhoud, verbetering en verduurzaming [€/vhe]*	€ 3,821	C
Technische woningkwaliteit (EP2) [kWh/m2]	164.6	C
Ervaren woningkwaliteit	7.4	A

Uitgaven per vhe

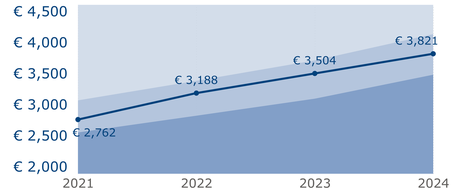

Technische woningkwaliteit

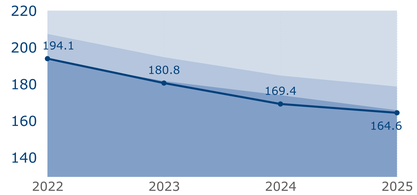

Ervaren woningkwaliteit

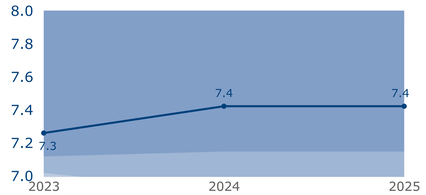

*vijfjaarsgemiddelde

DUURZAAMHEID — B

Isolatieprestatie [kWh/m2]	31.3	B
Energetische prestatie (EP2) [kWh/m2]	164.6	B
CO2-uitstoot gas [kg/m2]	13.3	A

Energetische prestatie

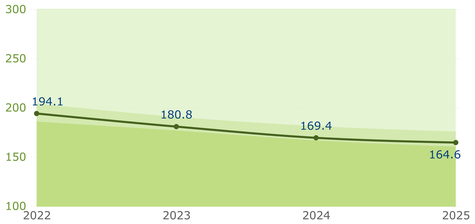

Isolatieprestatie

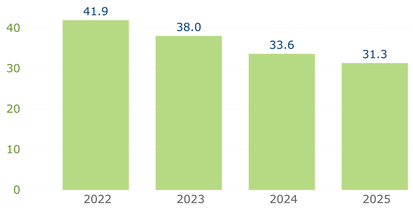

CO2-uitstoot gas

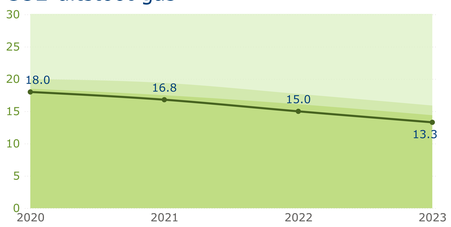

BESCHIKBAARHEID & BETAALBAARHEID

Verhouding huur / maximaal toegestane huur **54.6%**

Gemiddelde huur (DAEB)

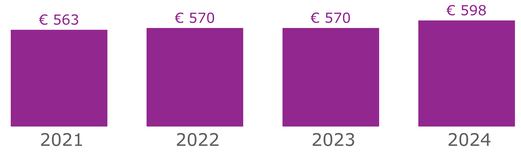

Aantal nieuwbouw woongelegenheden per jaar

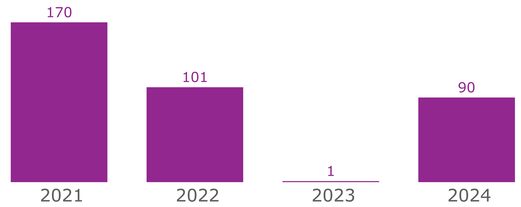

LEEFBAARHEID

	2024	2025
Veiligheidsgevoel	7.8	7.8
Ervaren overlast	7.1	7.1
Schone en nette buurt	7.0	7.0
Ervaren inzet corporatie	6.9	6.9
Leefbaarheidsuitgaven	€ 101	€ 135

aedes benchmark